



TSP Data Portal

Energy and Climate Data



The portal is a unique reference for experts who need to illustrate or verify a wide range of energy and climate data.

AN OPEN PLATFORM

The content accessible in the data portal is meant to evolve and become enriched over time. As contributors suggest new data sources and new ideas of datasets, The Shift Project team implements their ideas, checking data consistency and quality and making the new dataset available for all users.

Anyone can become the author of a new dataset and help tsp-data-portal.org become a reference data source for energy and climate issues.

INTRODUCTION

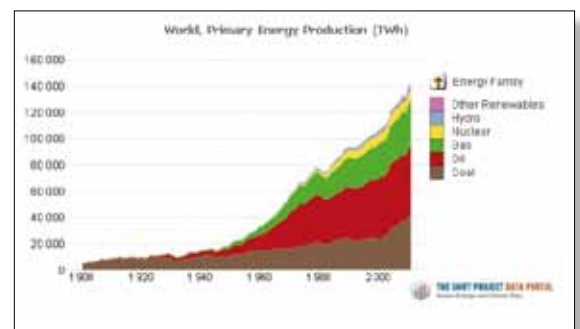
The Shift Project has developed a revolutionary web portal (www.tsp-data-portal.org) that provides immediate and free access to a wide range of global energy and climate statistics, using enhanced navigation and graphic tools.

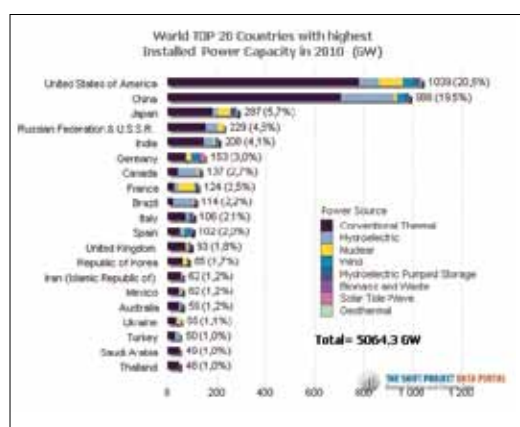
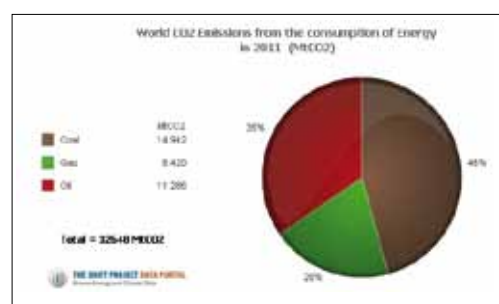
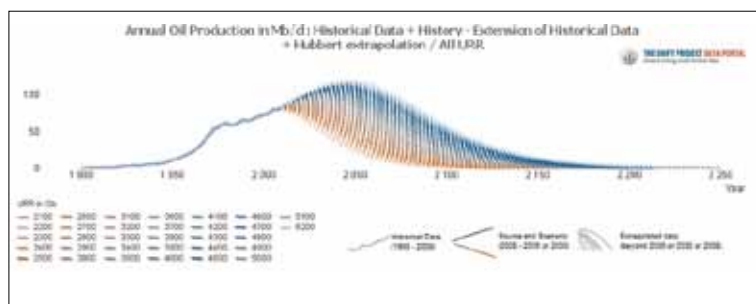
TSP-data-portal is a unique reference of experts who often need quantitative data to illustrate or verify an argument (NGOs, analysts, consultants, advisors, journalists).

TECHNICAL FEATURES

The Shift Project data portal was developed thanks to QlikView, a powerful business intelligence software which provides enhanced ergonomics and seamless navigation through multidimensional data.

The data available on the portal can be posted in social networks, exported as images, Excel spreadsheets and dynamic graphs that can be embedded in other websites or blogs.





The portal gives access to historical statistics and contains many energy supply forecast scenarios as well as consistency control tools for oil supplies.

CONTENT

Today, the portal gives access to historical statistics which are organized as follows:

- primary energy production statistics by energy type and country since 1900,
- primary consumption and energy balances of countries (imports-exports),
- electricity generation and installed power capacity for different energy sources,
- greenhouse gas emissions by country, GHG type and sectors.

The portal also contains many energy supply forecast scenarios as well as consistency control tools for oil supplies (enabling users to compare production scenarios against oil ultimate recoverable reserves).

The portal currently contains around thirty datasets and another twenty will be added over the coming months.

THE SHIFT PROJECT

Contact: Zeynep Kahraman, Project Manager
Zeynep.kahraman@theshiftproject.org
+33 (0) 6 13 06 57 65

The portal: www.tsp-data-portal.org
TSP: www.theshiftproject.org